



































Zusatzdüsen / Additional Nozzles

 <p>MS 80 # 5551 (230 V) # 5560 (120 V)</p>	<p>Adapter Nozzle Holder # 3961</p> 	<p>Düse Nozzle Ø 1,9 mm # 1143</p>  <p>Injektionsdüse Injection Needle Ø 1,5 mm # 3504</p> 	
		<p>Verschlussdüse Threaded Nozzle Ø 1 mm # 3208</p>  <p>Verschlussdüse Threaded Nozzle Ø 1,5 mm # 3240</p>  <p>Verschlussdüse Threaded Nozzle Ø 1,9 mm # 3205</p>  <p>Verschlussdüse Threaded Nozzle Ø 2,5 mm # 3206</p>  <p>Verschlussdüse Threaded Nozzle Ø 3 mm # 3207</p> 	<p>Düsenkappe Threaded Cap # 3135</p> 

Zusatzdüsen / Additional Nozzles

	<p>Adapter Nozzle Holder # 3961</p> 	<p>Grunddüse Basic Nozzle # 3508</p> 	<p>Düseneinsatz Nozzle Insert Ø 4 mm # 3502</p>  <p>Düseneinsatz Nozzle Insert Flat Ø 5,5 x 1,5 mm # 3531</p>  <p>Kehlnahtdüse Nozzle Insert Diagonal Ø 4 mm # 3503</p>  <p>Injektionsnadel Injection Needle Ø 1,5 mm # 3509</p> 
 <p>MS 80 # 5551 (230 V) # 5560 (120 V)</p>	<p>Adapter Nozzle Holder # 3961</p> 	<p>Adapter Adapter # 3688</p> 	<p>2-Lochdüse 2-Hole Nozzle Ø 1,5 mm # 3670</p>  <p>3-Lochdüse 3-Hole Nozzle Ø 1,5 mm # 3671</p>  <p>5-Lochdüse 5-Hole Nozzle Ø 1 mm # 3679</p>  <p>Verlängerungsdüse Extension Nozzle Diag. Ø 3 mm # 3676</p>  <p>Nadeldüse Needle Jet Ø 1,2 mm # 3677</p> 

Zusatzdüsen / Additional Nozzles

 <p>MS 80 # 5551 (230 V) # 5560 (120 V)</p>	<p>Adapter <i>Adapter</i> # 3910</p> 	<p>Kugel <i>Ball</i> # 3757</p> 	<p>Feder <i>Spring</i> # 3789</p> 	<p>Spitzdüsenkopf <i>Pointed Nozzle</i> Ø 1,75 mm # 3902</p>  <p>Düsenkopf Nr.1 <i>Nozzle No. 1</i> Ø 1 mm # 3903</p>  <p>Düsenkopf Nr.2 <i>Nozzle No.2</i> Ø 1,75 mm # 3909</p>  <p>Düsenkopf Nr. 3 <i>Nozzle No. 3</i> Ø 2,5 mm # 3904</p>  <p>Schlitzdüsenkopf <i>Slit Nozzle</i> Ø 18 x 0,5 mm # 3716</p>  <p>Schlitzdüsenkopf <i>Slit Nozzle</i> Ø 10 x 0,5 mm # 2741</p> 
--	--	---	--	---

Zusatzdüsen / *Additional Nozzles*



MS 80
5551 (230 V)
5560 (120 V)

Düse Nr. 1
Nozzle No. 1
Ø 1 mm **# 3906**



Düse Nr. 2
Nozzle No. 2
Ø 1,75 mm **# 3911**



Düse Nr. 3
Nozzle No. 3
Ø 2,5 mm **# 3905**



Spitzdüse
Pointed Nozzle
Ø 1,75 mm **# 3901**



Schlitzdüse
Pointed Nozzle
Ø 18 x 0,5 mm **# 3681**

